

VT Tyndall North American Fund

Factsheet | May 2026



Manager: Felix Wintle
 Managed fund since: 07/07/2017

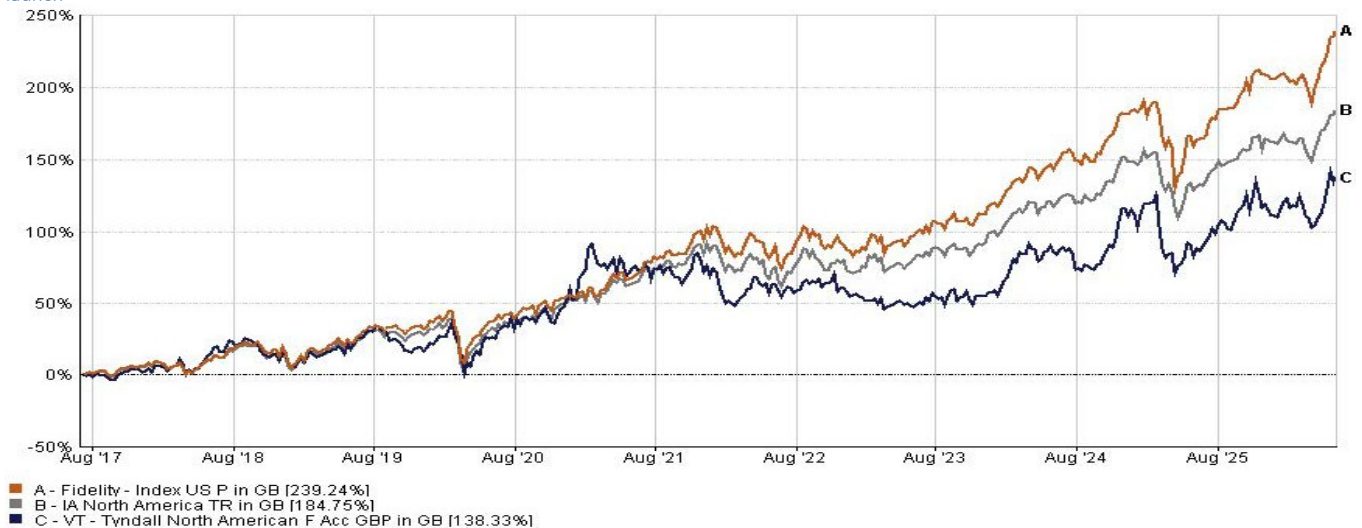
Felix Wintle joined Tyndall Investment Management in March 2017. Before joining Tyndall, he was Head of US Equities at Neptune Investment Management where he managed the £800m Neptune US Opportunities Fund from 2005 to 2016.

Fund Characteristics

- The Fund aims to outperform the S&P 500 index.
- A high conviction long only portfolio which does not mimic any index.
- We start with a top down analytical process to determine where we are in the cycle.
- Our core stock selection process is based on looking for long term thematic winners. Our tactical selection is driven by the outlook for growth and inflation.
- For the formal Fund Objectives, please refer to the fund prospectus.

Cumulative Performance

VT Tyndall North American Fund F Acc v Fidelity Index US & IA NA Sector
 Since launch



07/07/2017 - 29/05/2026 Data from FE fundinfo 2026

Past performance is not a reliable indicator of future results

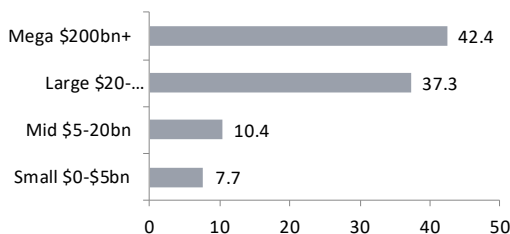
The Facts

Performance Information

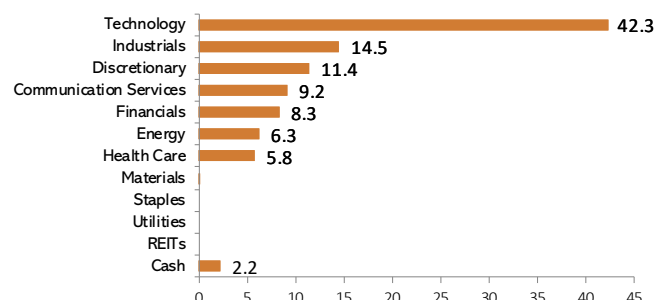
Cumulative Performance (%)	1 month	3 months	6 months	YTD	1 year	3 years	5 years	Since launch 07/07/17
VT Tyndall North American Fund F Acc TR GBP	8.29	5.25	8.82	13.40	29.30	59.33	36.33	138.33
Quartile	1	3	3	1	2	3	4	4
Fidelity US Index Tracker P GBP	6.73	10.17	9.77	10.41	29.66	71.16	101.63	239.24
IA North America Sector TR GBP	5.24	7.50	7.81	8.94	23.97	58.74	73.78	184.71
Discrete Calendar Years	2018	2019	2020	2021	2022	2023	2024	2025
VT Tyndall North American Fund F Acc TR GBP	2.85	13.61	28.15	12.43	-10.05	2.09	28.40	2.87

Source: FE fund info 29/05/2026

Market Cap Breakdown Percentage %



Sector Breakdown Percentage %



VT Tyndall North American Fund

Factsheet | May 2026



Share Class Information

Class	Type	ISIN	SEDOL	Lipper
F	Acc GBP	GB00BYPZY050	BYPZY05	68413225
F	Acc GBP (Hedged)	GB00BDG28F12	BDG28F1	68418071
F	Inc GBP	GB00BDH3R348	BDH3R34	68413226
F	Inc GBP (Hedged)	GB00BDG28G29	BDG28G2	68418072

Top 10 Holdings

	As at 29 th May 2026
NVIDIA Corp	7.76%
Alphabet Inc	6.22%
Apple Inc	5.20%
Advanced Micro Devices Inc	5.17%
Intel Corp	5.03%

	As at 29 th May 2026
Marvell Technology Inc	4.00%
Amazon.com Inc	3.99%
Bloom Energy Corp	3.74%
Interactive Brokers Group Inc	3.46%
nVent Electric PLC	3.43%

Authorised Corporate Director

Valu-Trac Investment Management Ltd
Level 4, Dashwood House
69 Old Broad Street
London
EC2M 1QS
www.valu-trac.com

Investment Manager

Tyndall Investment Management
5-8 The Sanctuary
London
SW1P 3JS
www.tyndallim.co.uk

Fund Information

Sector	IA North America
Launch Date	7th July 2017
Fund size	£17.9m
Fund structure	UK OEIC
Number of holdings	39
Active share**	65.78%
Historic Yield	0%
Launch Price	100p
Unit types	Accumulation and Income
Prices	Daily
Valuation Point (UK Business Days)	12 noon (UK)
Dealing Line	+44 (0)1343880344
Initial Charge	0%
Annual Management Charge	Class F: 1.00%*
*Tyndall receives 0.65% from this AMC.	
OCF	Class F: 1.67%
As at 31/03/2026	
Minimum investment (can be waived at Directors discretion)	£10,000
Ex Dividend dates	31 March and 30 September
Distribution dates	31 May and 30 November
Eligibility	ISA, SIPP and Direct Invest

**Source : Bloomberg

Capital at Risk – the value of investments can fall as well as rise and you may not get back the amount you invest.

Please see the Key Investor Information Document for more information on the risks associated with this fund.

For platform availability please refer to:

www.tyndallim.co.uk/tyndall-funds/vt-tyndall-north-american-fund/

The information in this document is based upon the opinions of Tyndall and should not be viewed as indicating any guarantee of returns from any of the firm's investments or services. The document is not an offer or recommendation in a jurisdiction in which such an offer is not authorised or to any person to whom it is unlawful to make such an offer. The information in this document has no regard to the specific investment objectives, financial situation or particular needs of any specific recipient and is published solely for informational purposes and is not to be construed as a solicitation or an offer to buy or sell any securities or related financial instruments. In the absence of detailed information about you, your circumstances or your investment portfolio, the information does not in any way constitute investment advice. If you have any doubt about any of the information presented, you should obtain financial advice. Past performance is not necessarily a guide to future performance, the value of an investments and any income from them can go down as well as up and can fluctuate in response to changes in currency exchange rates, your capital is at risk, and you may not get back the original amount invested. Any opinions expressed in this document are subject to change without notice. Portfolio holdings are subject to change and the information contained in this document regarding specific securities should not be construed as a recommendation or offer to buy or sell any securities referred to. A key objective of the fund is to provide income. Therefore, some or all of the annual management charge is taken from capital rather than income. This can reduce the potential for capital growth.

Sources for all tables and graphs herein are Valu-Trac Investment Management Limited unless otherwise indicated. The information provided is "as is" without any express or implied warranty of any kind including warranties of merchantability, non-infringement of intellectual property, or

fitness for any purpose. Because some jurisdictions prohibit the exclusion or limitation of liability for consequential or incidental damages, the above limitation may not apply to you. Users are therefore warned not to rely exclusively on the comments or conclusions within the document but to carry out their own due diligence before making their own decisions. Employees of Odd Asset Management, or individuals connected to them, may have or have had interests of long or short positions in, and may at any time make purchases and/or sales as principal or agent in, the relevant securities or related financial instruments discussed in this document.

© 2026 Odd Asset Management. Authorised and regulated by the Financial Conduct Authority (UK), registration number 660915. This status can be checked with the FCA on 0800 111 6768 or on the FCA website

(UK). All rights reserved. No part of this document may be reproduced or distributed in any manner without the written permission of Odd Asset Management

Investment Manager: Tyndall Investment Management, 5-8 The Sanctuary, London, SW1P 3JS. Tyndall Investment Management is a trading name of Odd Asset Management Limited.

